

2023-2024

Annual Report

**APS Head Start Early Childhood
Programs**

**340 E. Church St.
Adrian, MI 49221
517-263-2468**



**A copy of this report can be
found at 340 E. Church St.
Adrian, MI or at
adrianmaples.org**



Annual Report Sharing

Policy Council

The Annual Report is shared with the Policy Council. All Policy Council meetings are open for staff and families to attend, regardless of membership on the Policy Council.

Board

The Annual Report is shared with the APS Board of Education. It is shared in the board packet, which is posted publicly on the Adrian Public Schools website.



Mission Statements

APS

Adrian Public Schools: In partnership with our families and community, Adrian Public Schools provides a quality education, challenging students to excel academically and inspiring them to become contributing citizens within our diverse, ever-changing society.

Head Start

Head Start Early Childhood Programs: We work in partnership with children and families to create a foundation for success in school and life.

Introduction

Adrian Public Schools Early Childhood Programs believes that parents are the primary educators of children. The program encourages intellectual, cognitive, physical and emotional development by providing a nurturing and family focused environment for the children and families of Lenawee County.

**HEAD START
VALUES:**

**COMPASSION
DIVERSITY
QUALITY
RELATIONSHIPS
RESPONSIBILITY**



2023-2024 Head Start & Early Head Start Budget

Budget Categories	Total Budget	% of Budget	Actual Expenses	% Actual
Personnel	\$ 2,134,918.00	47.47%	\$ 1,993,143.88	48.53%
Fringe Benefits	\$ 1,634,290.00	36.34%	\$ 1,452,059.26	35.35%
Travel	\$ 17,800.00	0.40%	\$ 17,800.00	0.43%
Supplies	\$ 116,937.00	2.60%	\$ 81,386.10	1.98%
Contractual	\$ 195,049.00	4.34%	\$ 188,910.96	4.60%
Other	\$ 295,337.00	6.57%	\$ 273,889.45	6.67%
Indirect Cost	\$ 103,100.00	2.29%	\$ 100,000.00	2.43%
Total	\$ 4,497,431.00	100.00%	\$ 4,107,189.65	100.00%
Non-Federal Share	\$ 1,040,990.00		\$ 1,402,548.89	135%

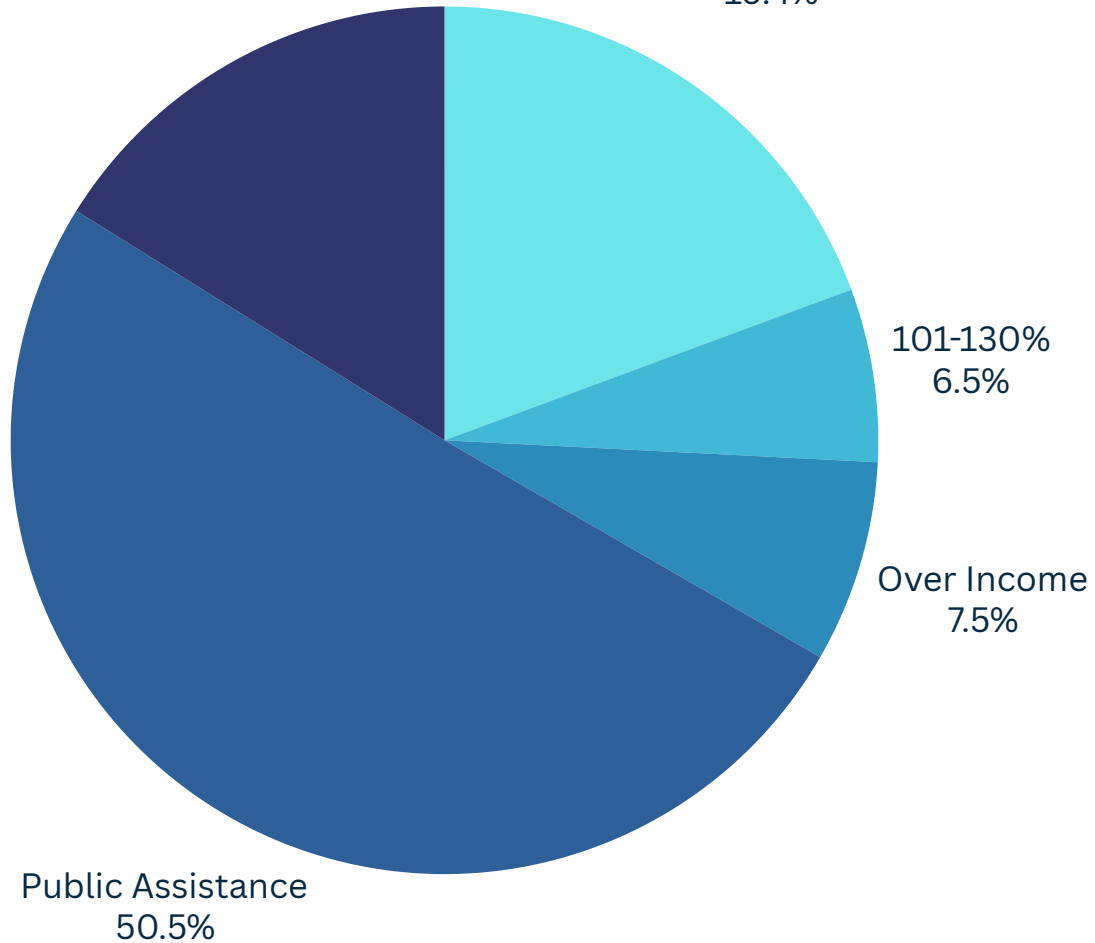


The most recent audit was completed through Adrian Public Schools, and the results are posted on the APS website.

Enrollment

Families in Transition
16.1%

Income at or below 100%
19.4%



Head Start

Head Start is funded to serve 185 preschool children (3-5 years old) in center based classrooms.

Early Head Start

Early Head Start is funded to serve 64: 40 slots for center base and 24 slots for home base. This includes prenatal, infants and toddlers.

**2023-2024
Cumulative Enrollment:**

**EHS: 73
Head Start: 194**

Average Monthly Enrollment:

**EHS: 43
HS: 136**



Demographics – Family Status

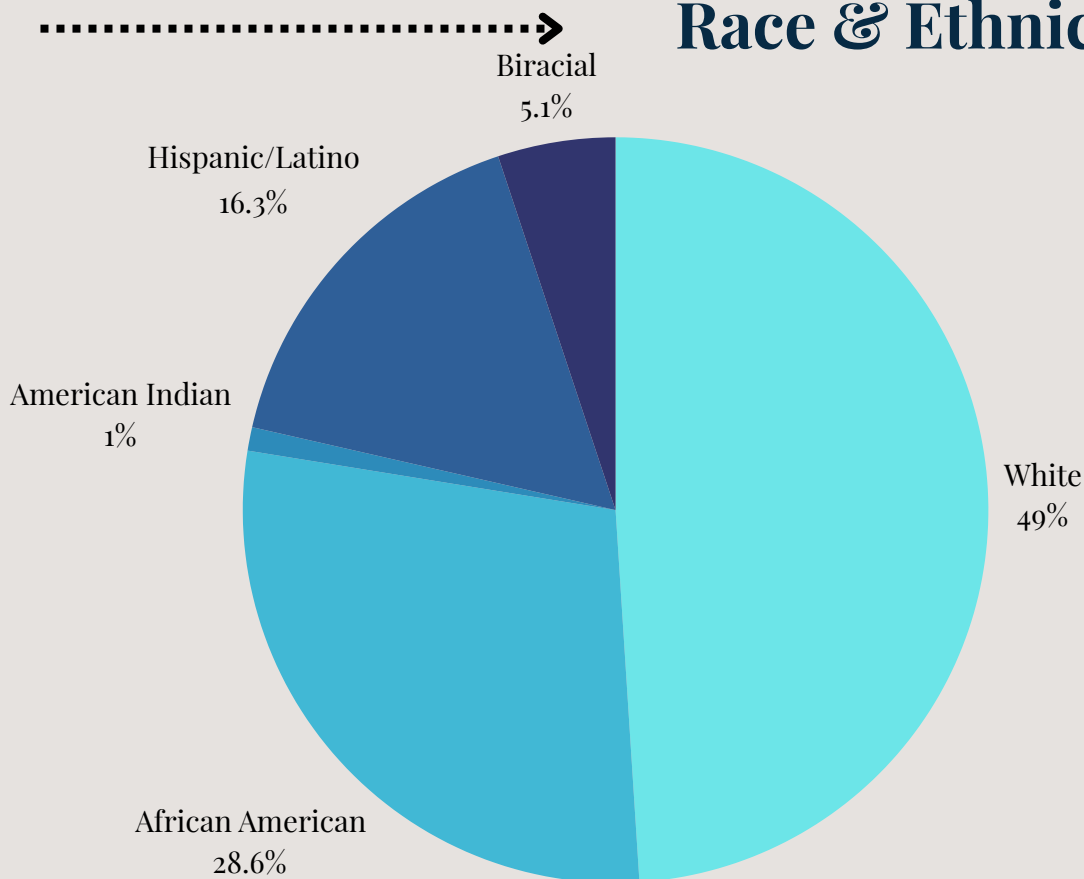
Total Number of Families	242
Of these, number of two parent families	108
Of these, number of single parent families	134
Of these, parent described as: biological, adoptive, or step-parent	227
Of these, parent described as: grandparent	6
Of these, parent described as: relative other than grandparent	7
Of these, parent described as: foster parent	2



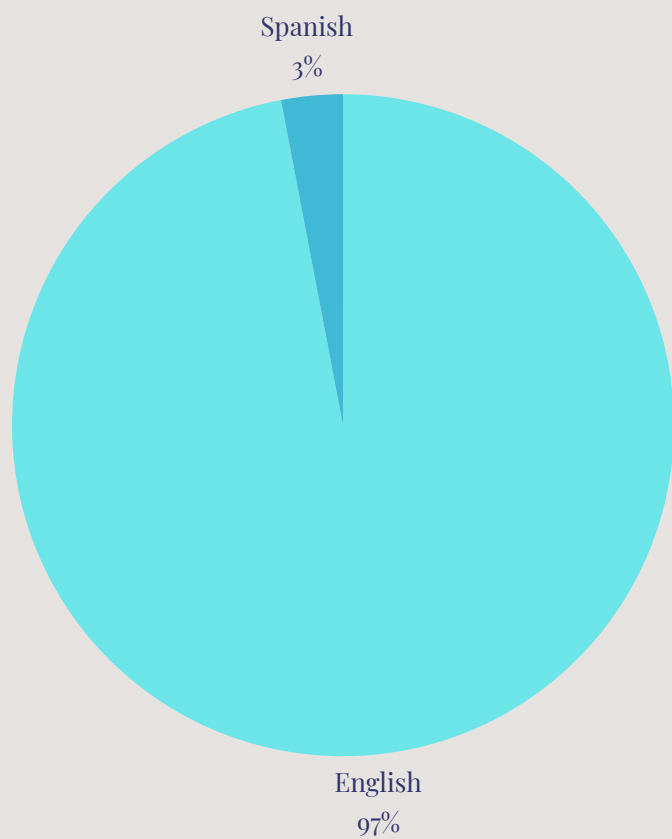
Demographics



Race & Ethnicity



Primary Language at Home



English: 97%
**Of these, the percentage
acquiring another language at
home: 5%**
Spanish: 3%

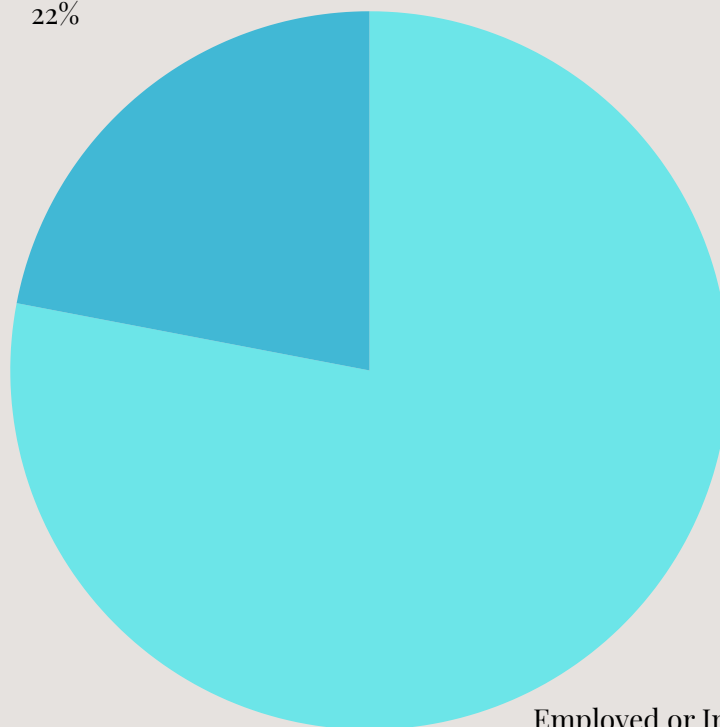
Demographics



.....> Employment & School

Not employed or In School

22%



Employed or In School

78%

Parent Guardian Education

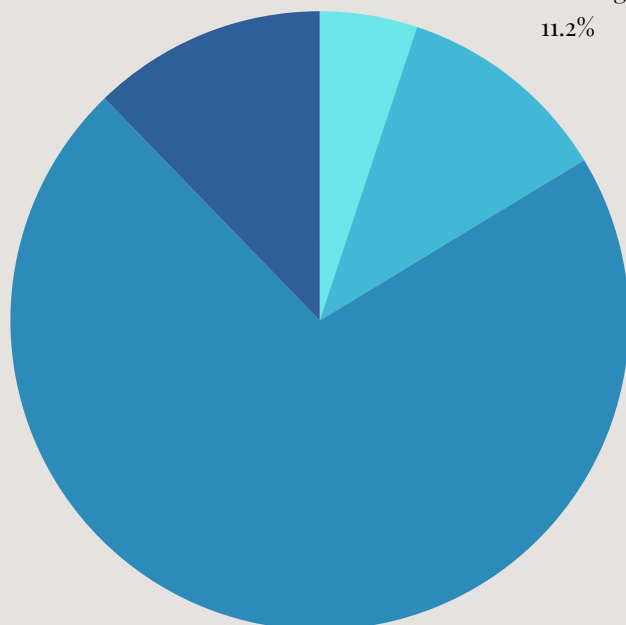


Less than High School

12.2%

Associate Degree

11.2%



High School or GED

71.4%

Advanced Degree or Baccalaureate:

5.1%

**Associate Degree, Vocational, or
some college: 11.2%**

High School Graduate or GED: 71.4%

Less than high school graduate:

12.2%

Family Engagement

PFCE Framework

The Parent, Family and Community Framework is the foundation for our family assessment and guides our goal setting process.

Families are encouraged to participate in our program in multiple ways, including: serving on the Policy Council or parent committee, attending events, and volunteering.


As an introduction to our program, families are invited to attend Welcome Days and Family Fun Nights. Events throughout the year are designed to promote family engagement while offering age appropriate activities.



Family Services



Family service staff provide families with resources and assistance. The information below illustrates the number of families that received program service education to promote family outcomes.



Health and Nutrition



Head Start Programs provide high-quality health, oral health, mental health, and nutrition services that are developmentally, culturally, and linguistically appropriate and that will support each child's growth and school readiness.



Content areas that fall within the scope of Health Program Services:

Collaboration and communication with parents: Child progress and updates are provided at conferences and through written and verbal communication. This includes health service due dates.

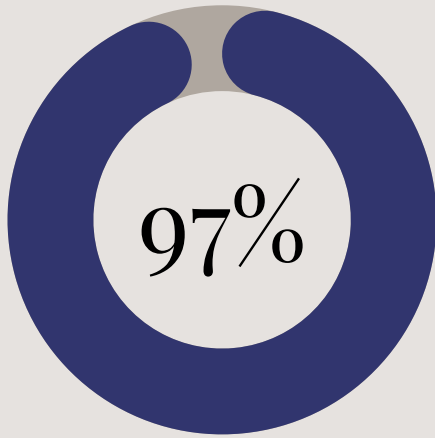
Child health status and care: Family advocates and Parent Educators work alongside families to support child and family in maintaining current medical and dental providers.

Oral health practices: Children brush teeth in the classroom at least once daily. The program partners with Smiles on Wheels to provide on-site services.

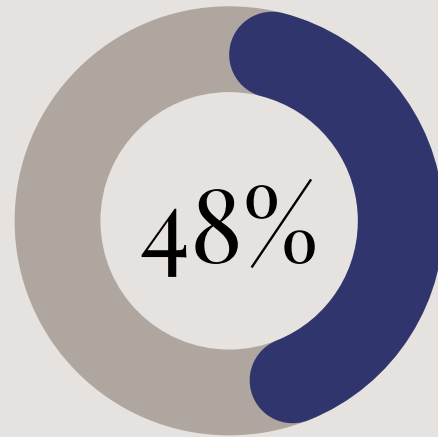
Child nutrition: Meals meet the minimum requirement of CACFP/USDA for portion sizes and nutrients. Meals are served family style.

Family support: Head Start staff, community partners, Health Services Advisory Committee, newsletters, and local provider resource guide.

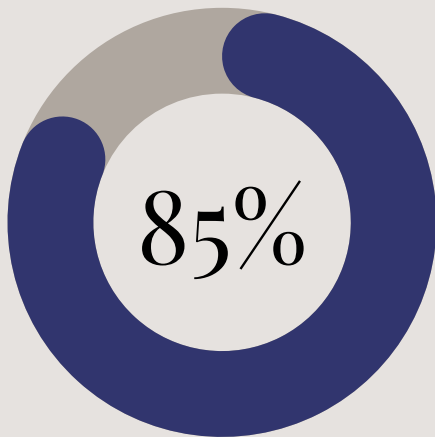
Early Head Start



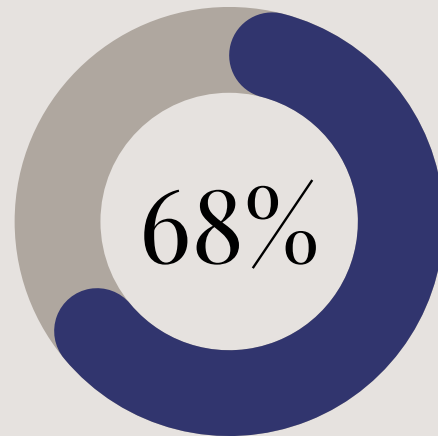
**Early Head Start children
with a medical home.**



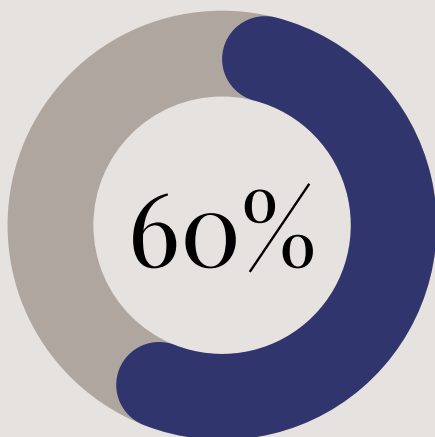
**Early Head Start children
with up to date well baby
checks.**



**Early Head Start children with
up to date immunizations.**



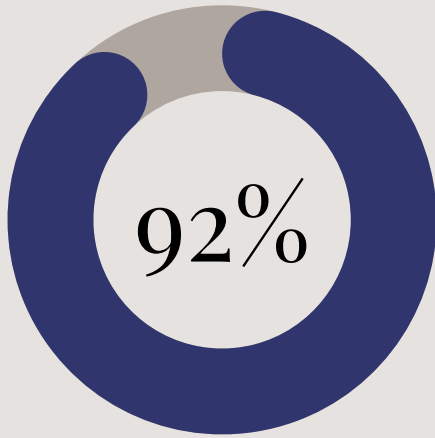
**Early Head Start children
with a dental home.**



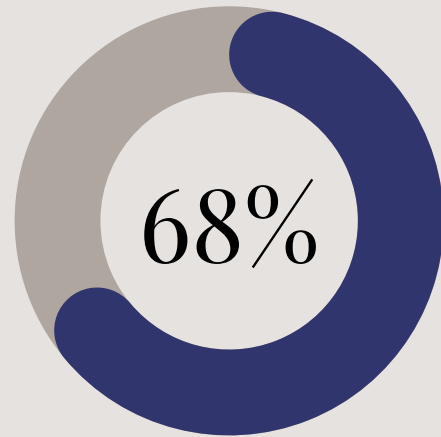
**Early Head Start children with
an up to date dental exam.**



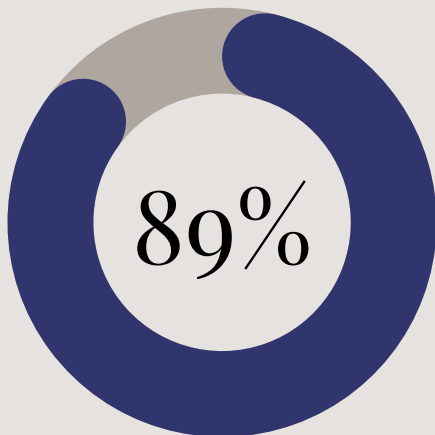
Head Start



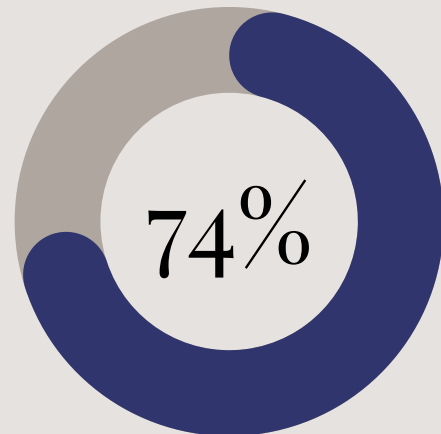
Head Start children with a medical home.



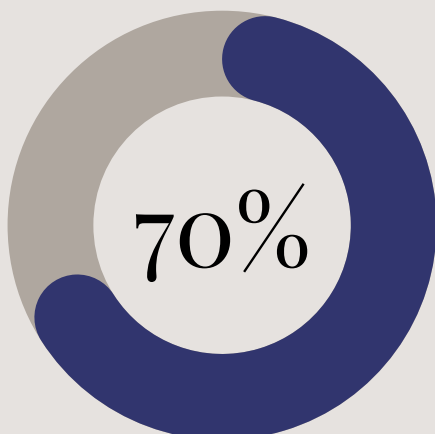
Head Start children with up to date physicals.



Head Start children with up to date immunizations.



Head Start children with a dental home.



Head Start children with an up to date dental exam.



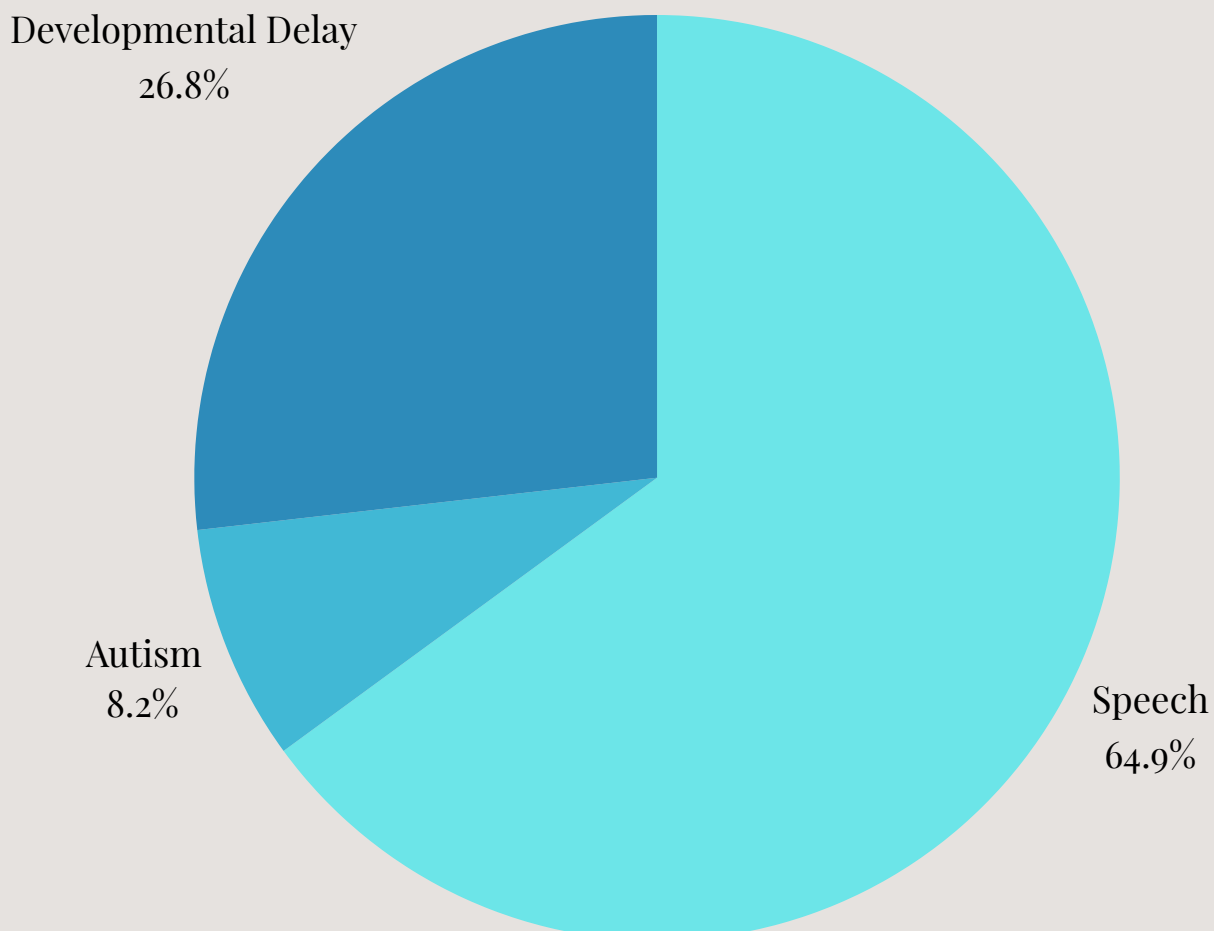
Mental Health & Disabilities

During the 2023-2024 school year, the Mental Health and Disabilities Coordinator provided assistance through observation and consultation to classroom teachers and home visitors.

23 children had an Individualized Family Service Plan (IFSP).

46 children had an Individual Education Plan (IEP).

Diagnosed Primary Disabilities



School Readiness

The Adrian Public Schools Head Start Early Childhood Program promotes school readiness through the use of approved curriculums, parent input, observation based assessment tools, and many other resources.



During the 2023-2024 school year, staff participated in training opportunities including Conscious Discipline, Non-Violent Crisis Intervention, and Trauma Informed Care.

The Creative Curriculum combines teacher interactions, the learning environment, and family involvement to promote school readiness. Parents as Teachers is utilized during home visits for the home based program. It is taught alongside the caregiver which allows the parent to continue the lessons on their own.

The program utilizes Conscious Discipline as the social emotional curriculum. The program's Conscious Discipline implementation team supports the program to implement the curriculum with fidelity.

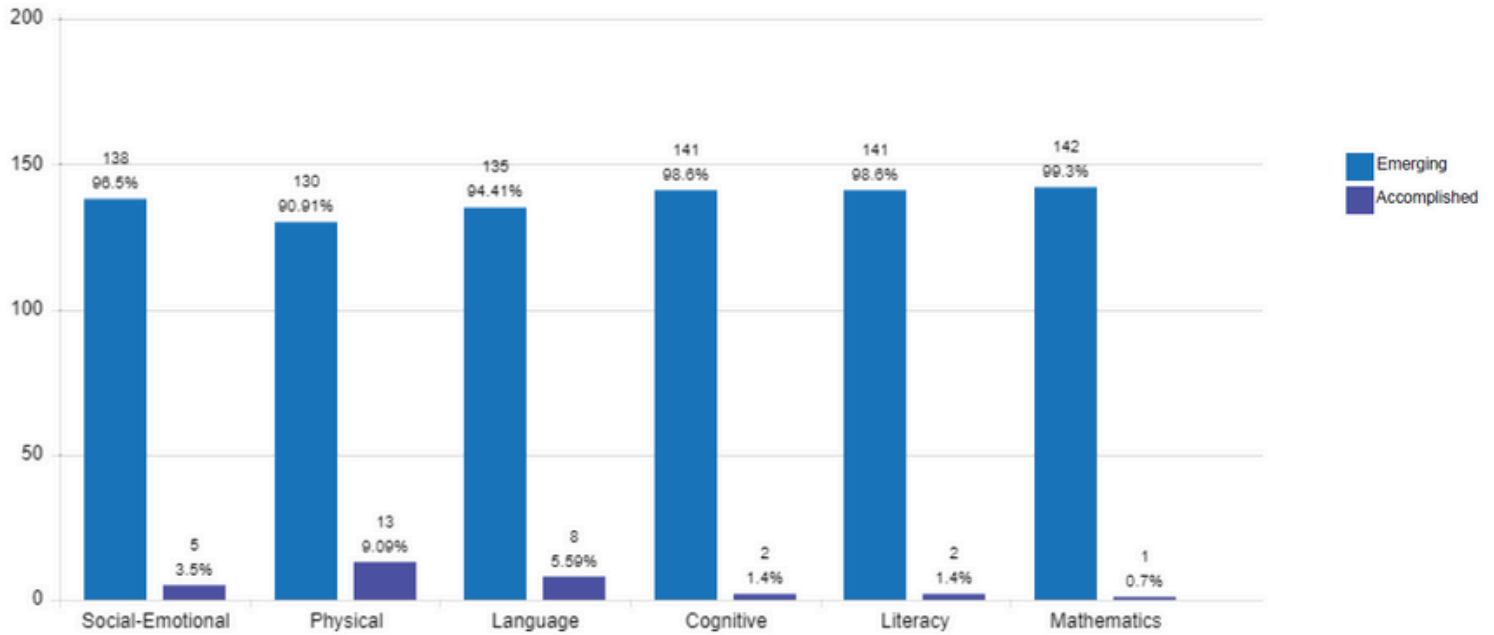
Teaching Strategie Gold, the assessment tool for Creative Curriculum, aligns with the Head Start Early Learning Outcomes Framework and gathers data on student progress in each of the nine domains.

Kindergarten Readiness



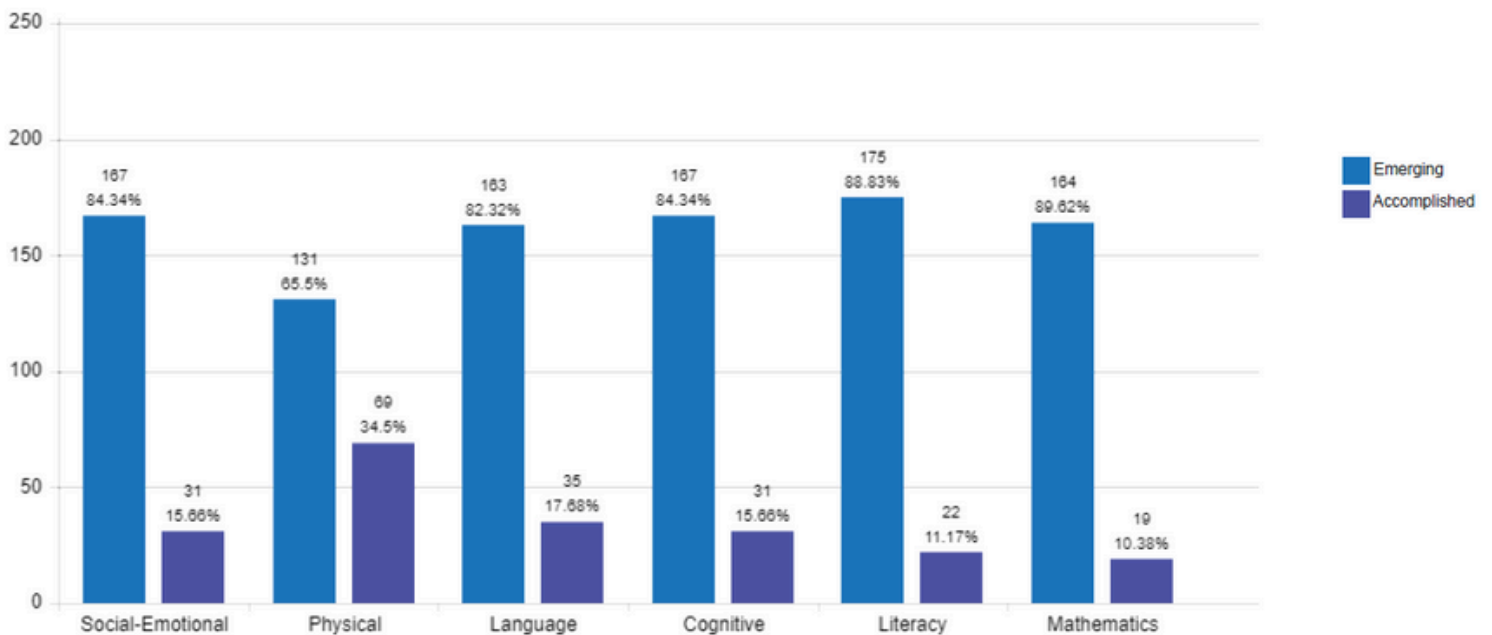
- ADRIAN PUBLIC SCHOOL DISTRICT

Fall - Kindergarten Readiness



- ADRIAN PUBLIC SCHOOL DISTRICT

Spring - Kindergarten Readiness



Kindergarten Readiness



The snapshot on the previous page shows the data collected from Teaching Strategies Gold for all center-based classrooms during the 2023-2024 school year. The information shows the percentage of growth from fall to spring for children that accomplished each school readiness goal.

Social-emotional: 12.16%

Physical: 25.21%

Language: 12.09%

Cognitive: 14.26%

Literacy: 9.77%

Mathematics: 9.68%

Classroom Assessment Scoring System

The Classroom Assessment Scoring System (CLASS) is an observational tool that provides a common lense and language focused on what matters - the classroom interactions that boost student learning. Data from CLASS observations are used to support teacher's unique professional developmental needs, set school wide goals, and shape the system wide reform at the local, state, and national level.

The program utilizes a minimum program threshold for three domains that either match or exceed the federal standards.

Emotional Support: 6

Classroom Organization: 6

Instructional Support: 3

Contact Us



517-263-2468



www.adrianmaples.org



APS Head Start Early Childhood Programs



Administrative Directory:

Mary Bruggenwirth - Director

Kelly Bredeson - Health & Nutrition Manager

Hollie Johnson - Early Learning Manager

Rana Kanafani - Family Engagement Manager

Christine Scott - Fiscal Operations Manager